

ANT220D, D3, D6-9

DIPOLE AND DIPOLE ARRAY • 1 TO 9 dBd

DFS Model: CTA209-6 (6 dBd)

DESCRIPTION AND FEATURES:

The Telewave ANT220D series consists of single, dual, and 4-element dipole array antennas with a precision phasing harness for optimum performance. These antennas are uniquely field-adjustable for pattern and gain, allowing them to accommodate any current or future coverage requirements. The high gain capabilities, wide bandwidth, and high efficiency of these antennas make them ideal for applications requiring combined transmitters, including trunking, business, public safety, and paging. Up to 15 degrees of electrical uptilt or downtilt may be specified for D3 or D6-9 models. Desired tilt angle must be included on the order, and consultation with our engineering staff is recommended.

Each antenna is constructed with 6061-T6 aluminum, welded at the base connection to prevent intermodulation, and all elements are at DC ground potential for lightning protection. Each element is completely protected with our proprietary Txylan™ coating. The black Txylan™ coating is highly resistant to the accumulation of water and ice, and provides exceptional protection from corrosive gases, ultraviolet radiation, salt spray, acid rain and abrasives such as windblown sand.

MOUNTING:

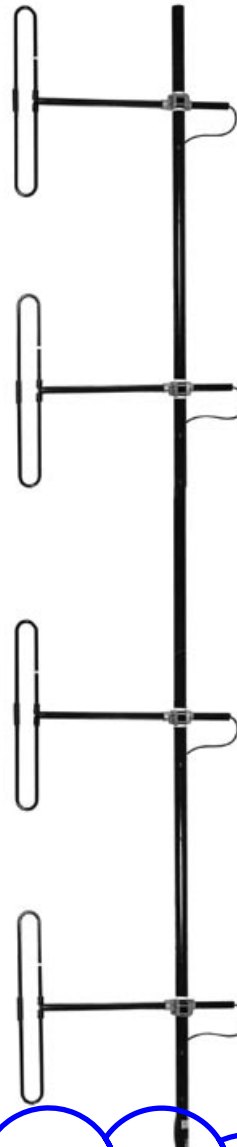
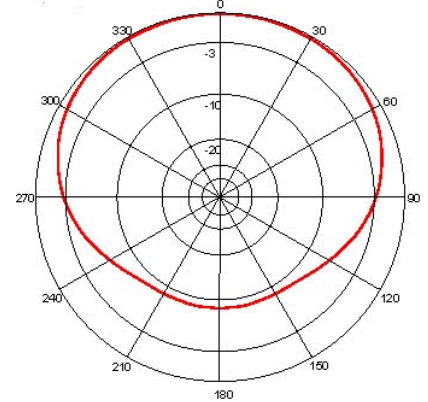
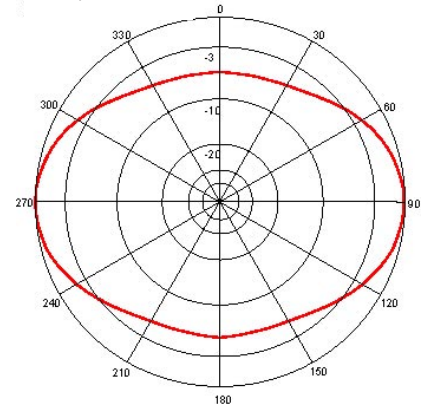
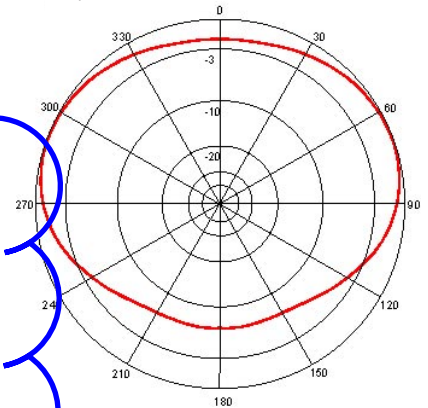
ANT220D series antennas are designed for mounting to a 1.5"-2.5" diameter galvanized steel support pipe or tower leg.

COMMON SPECIFICATIONS:

Power	500 Watts
Frequency Range	216-252 MHz
VSWR	1.5:1 or less
Impedance	50 Ohms
Pattern	Adjustable - Offset circular, cardioid, or bidirectional
Lightning Protection	DC Ground
Termination	Type N Male on harness feed cable
	7-16 DIN-F Optional
Max. Wind Velocity	175 MPH
0.5" radial ice	150 MPH

MODEL SPECIFICATIONS:

	ANT220D	ANT220D3	ANT220D6-9
Gain (Varies according to pattern)	1-2.5 dBd	3-6 dBd	6-9 dBd
Vertical Beamwidth (3/8λ spacing)	78°	37°	18°
Dimensions	35" H x 30" D	61" H x 30" D	132" H x 30" D
Weight (as installed)	8 lb.	17 lb.	36 lb.
Max. Exposed Area	0.65 Sq. ft.	1.3 Sq. ft.	2.6Sq. ft.
Lateral Thrust at 100 MPH	26 lb.	52 lb.	104 lb.
Electrical Uptilt / Downtilt	N/A	1-15 deg	1-15 deg.


 ANT220D6-9 f=240 MHz
 1/4 wave spacing from mast
 H-plane - Gain 9.07 dBd

 ANT220D6-9 f=240 MHz
 1/2 wave spacing from mast
 H-plane - Gain 9.10 dBd

 ANT220D6-9 f=240 MHz
 3/8 wave spacing from mast
 H-plane - Gain 8.46 dBd


TELEWAVE, INC. 660 Giguere Court San Jose, CA 95133

Toll Free: **1-800-331-3396** Direct: 408-929-4400 Fax: 408-929-4080

<http://www.telewave.com>

Email: sales@telewave.com